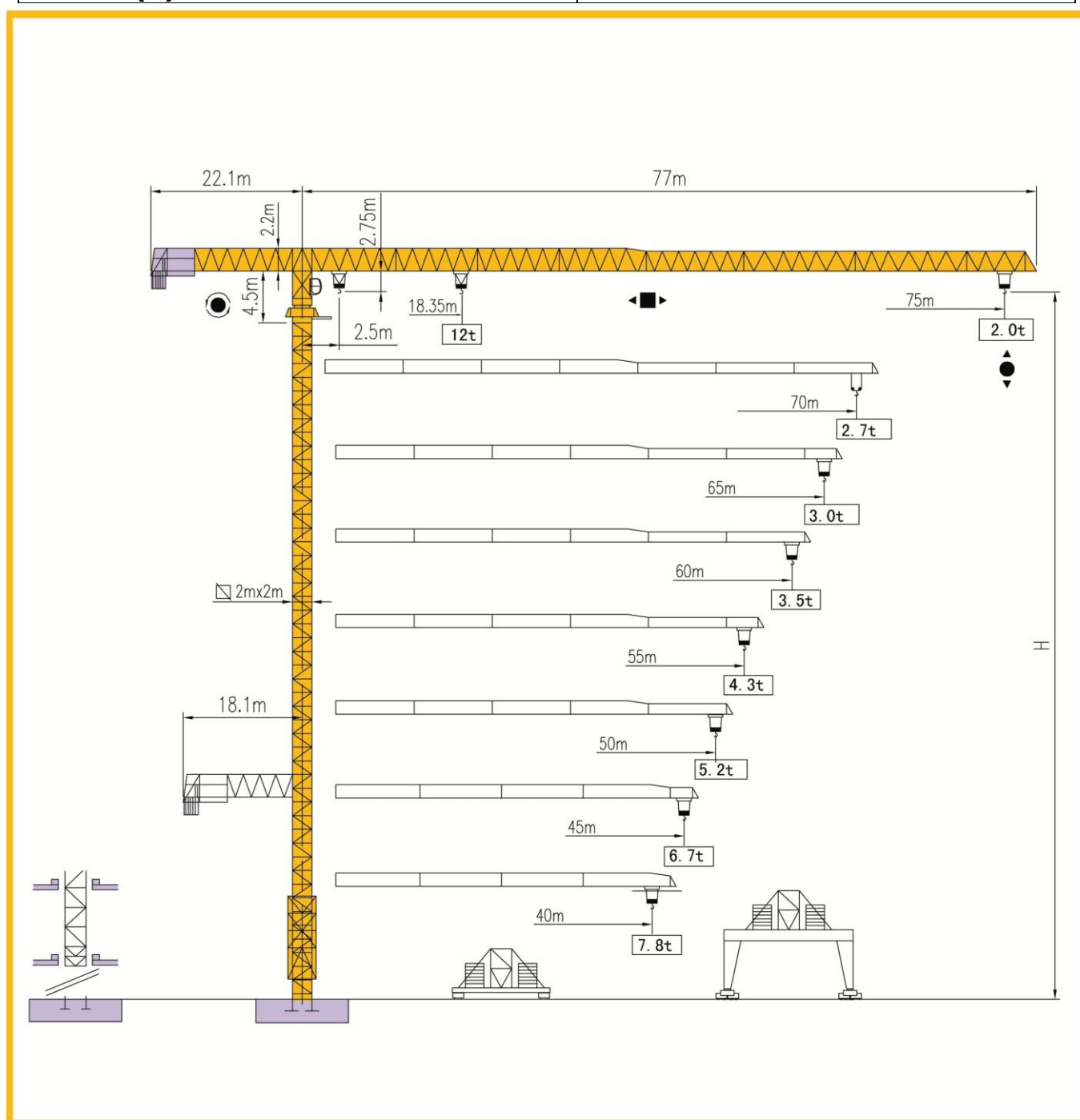








ООО "Кубань Эко Ресурс"

350015, г. Краснодар, ул. Красная, д. 154, оф. 601
тел./факс (861) 274-76-04; 274-76-05
e-mail: ker_fadin@mail.ru

БАШЕННЫЙ КРАН R-7520-12(16)


Начало серийного выпуска (год)	2014
Грузоподъемность (тонн)	12 (16)
Грузовой момент (тм)	220
Длина стрелы (м)	40 - 75
Высота (м)	61,9 - 205,9



机构特性 Mechanisms specification															kw
起升 Hoisting		55LVF	m/min	0-4.0	0-8.0	0-40	0-60	0-80	0-2.0	0-4.0	0-20	0-30	0-40	500	55
			t	6.0	6.0	6.0	3.0	1.5	12	12	12	6.0	3.0		
变幅 Trollying		5.5TVF	m/min	0-50										5.5	
回转 Slewing		145SVT	r/min	0-0.8										145Nm \times 3	
行走 Travelling		5.2TRVF	m/min	0-15										5.2 \times 4	
 电源	Power Supply			380V 50Hz /440V 60Hz											
KVA 供电容量	Necessary Electric Power			140KVA											

















*在这种情况下要同制造商联系

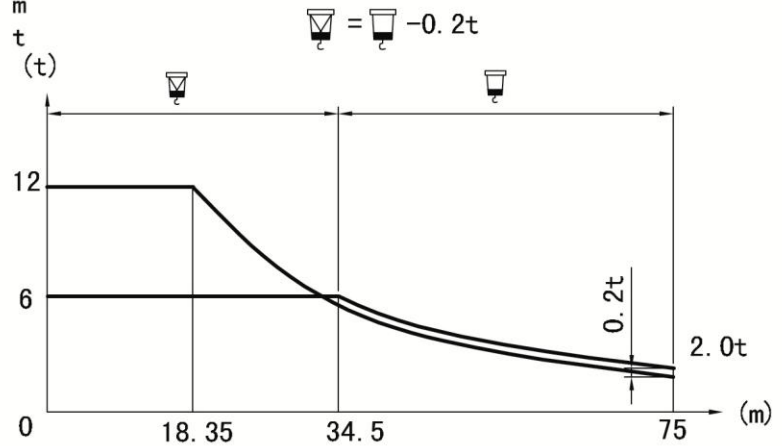
平衡臂配重 Counter-jib ballast



		 (t)
75m	22.1m	21.66
70m	22.1m	20.33
65m	22.1m	18.78
60m	22.1m	17.32
55m	22.1m	15.17
50m	22.1m	14.06
45m	18.1m	18.05
40m	18.1m	16.72



各种数据以修改为准subject to modification

载荷特性 Load diagrams

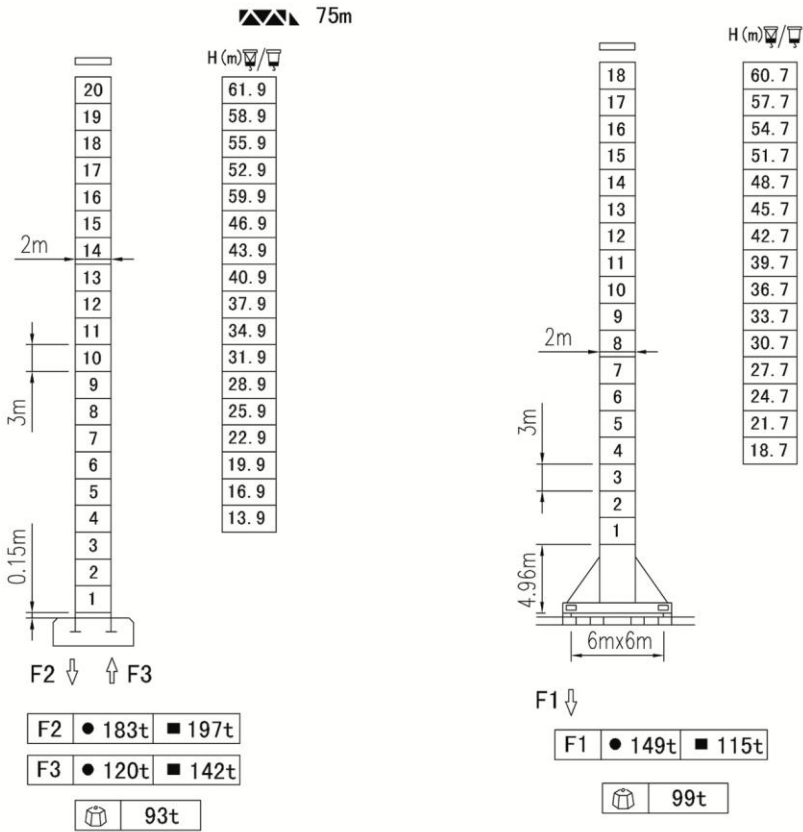
75m	3.0	-	18.35	30	32	34.0	34.5	40	45	50	55	60	65	70	75	m
 / 	12.0	6.8	6.5	6.0	6.0	5.8	4.1	3.6	3.1	2.8	2.5	2.2	2.0	t		
70m	3.0	-	18.56	30	32	34.2	35	40	45	50	55	60	65	70	m	
 / 	12.0	6.9	6.5	6.0	6.0	5.1	4.5	4.0	3.6	3.2	2.9	2.7	t			
65m	3.0	-	18.77	30	34	34.6	35.4	40	45	50	55	60	65	m		
 / 	12.0	7.0	6.1	6.0	6.0	5.2	4.4	4.0	3.6	3.2	3.0	t				
60m	3.0	-	19.73	30	35	36.4	37.3	40	45	50	55	60	m			
 / 	12.0	7.4	6.4	6.0	6.0	5.5	4.9	4.3	3.9	3.5	t					
55m	3.0	-	21.57	30	35	39.9	40.95	45	50	52	55	m				
 / 	12.0	8.2	7.1	6.0	6.0	5.3	4.6	4.4	4.3	t						
50m	3.0	-	23.29	30	35	40	43.1	44.3	50	m						
 / 	12.0	9.0	7.8	6.5	6.0	6.0	5.2	t								
45m	3.0	-	26.46	30	35	40	45	m								
 / 	12.0	10.4	9.0	7.5	6.7	t										
40m	3.0	-	27.15	30	35	40	m									
 / 	12.0	10.7	9.3	7.8	t											



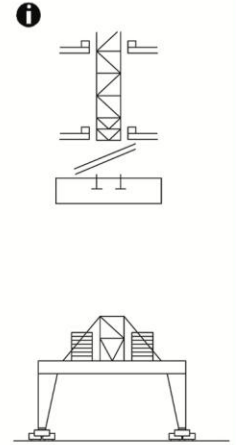
 /  标准小车可使用 2/4 倍率绳, (使用四倍率绳时, 应从二倍率的载荷中减去 0.2 吨)

standard trolley 2/4 fall. (When using  subtract 0.2t from the loads ).

塔身截面 Mast 2mx2m



可变换的其它安装方式
Mounting possibilities



❗ 同我们协商
Consult us

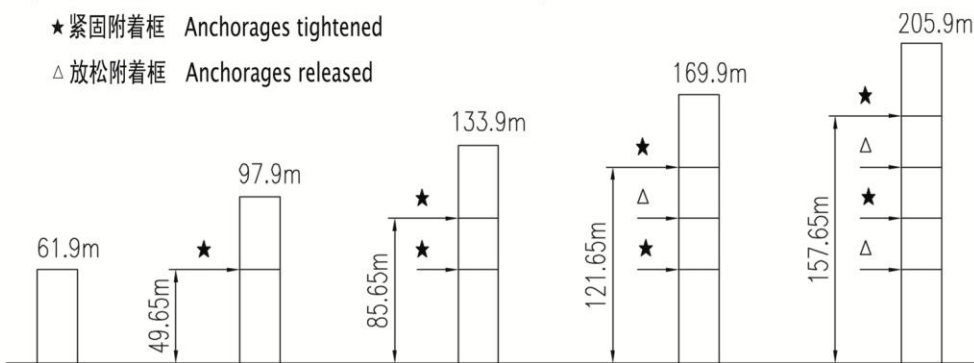
F 反力 Reactions

- 工作状态 In service
- 非工作状态 Out of service

⊕ 自重 不带载荷及配重, 最大臂长及标准高度时的自重
Self-load Without load and counter-weight with longest jib and standard height

固定式附着高度 Anchoring height of stationary crane

- ★ 紧固附着框 Anchorages tightened
- △ 放松附着框 Anchorages released



如需达到更高的高度, 请与我们联系。
For greater heights, consult us.